

# ATC Q-BRIDGE THERMAL CONDUCTOR

## ATC Q-Bridge Thermal Conductor

ATC's new Q-Bridge Thermal Conductor is manufactured with the highest quality materials for reliable and repeatable performance providing a cost effective thermal management solution. These devices are constructed with Aluminum Nitride (AlN) or Beryllium Oxide (BeO) and are available in standard EIA form factors.

Q-Bridge is RoHS compliant and can be used in a wide range of applications. It is designed to meet the most demanding thermal management scenarios.

Q-Bridge provides a designer with the ability to manage thermal conditions by directing heat to a thermal ground plane, heat sink or any other specific thermal point of interest. The inherently low capacitance makes this device virtually transparent at RF / microwave frequencies. This device has the added benefit of offering additional layers of protection to adjacent components from hot spot thermal loads.

Q-Bridge provides the benefit of increased overall circuit reliability. ATC's Q-Bridge is manufactured using one-piece construction, providing an SMT package that is fully compatible with high speed automated pick-and-place processing. It is available in 0402, 0603 and 0805 EIA case sizes. Custom configurations are also available.

### Functional Applications:

- Between active device and adjacent ground plane.
- From specific contact pad to case
- From contact pad to contact pad
- Direct component contact to via pad or trace

### Specifications

AlN Case Size	Thermal Resistance (°C/W)		Thermal Conductivity (mW/°C)*		Capacitance Value (pF)	
	Thickness A	Thickness B	Thickness A	Thickness B	Thickness A	Thickness B
0402	25	32	40	30	.06	.05
0603	20	25	50	40	.08	.06
0805	10	16	100	60	.13	.08
BeO Case Size	Thermal Resistance (°C/W)		Thermal Conductivity (mW/°C)		Capacitance Value (pF)	
	Thickness A	Thickness B	Thickness A	Thickness B	Thickness A	Thickness B
0402	16	21	61	46	.05	.04
0603	13	16	76	61	.06	.05
0805	7	11	153	92	.10	.07

\* Note: Thermal conductivity is normalized to chip size. All values are approximate. Consult factory for extended thermal conductivity options.



### Features:

- High Thermal Conductivity
- Low Thermal Resistance
- Low Capacitance
- Increases Circuit Reliability
- RoHS Compliant
- More efficient thermal management
- Edges fully metalized

### Applications:

- GaN Power Amplifiers
- High RF Power Amplifiers
- Filters
- Synthesizers
- Industrial Computers
- Switch Mode Power Supplies
- Pin & Laser Diodes



AMERICAN TECHNICAL CERAMICS

ATC // AVX Thin Film Technologies

ATC North America

tfsales@atceramics.com

sales@atceramics.com



www.atceramics.com



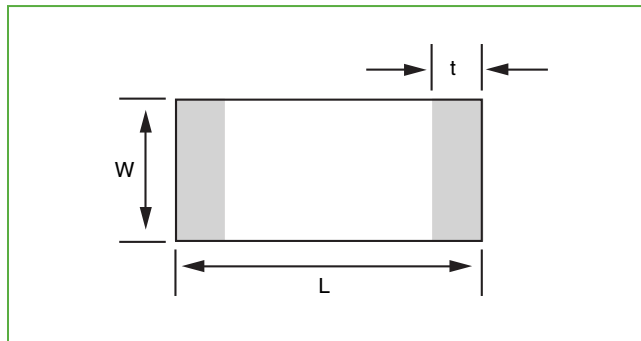
ATC # 001-1143  
Rev A, 2/15

# ATC Q-BRIDGE THERMAL CONDUCTOR

## Termination Materials

ATC Termination Code	Non-Magnetic Termination Materials
T	Tin over Non-Magnetic Nickel Barrier Termination 
W	Tin/Lead, Solder over Non-Magnetic Nickel Barrier Termination
TN	Tin over Non-Magnetic Barrier Termination 

## Mechanical Configurations

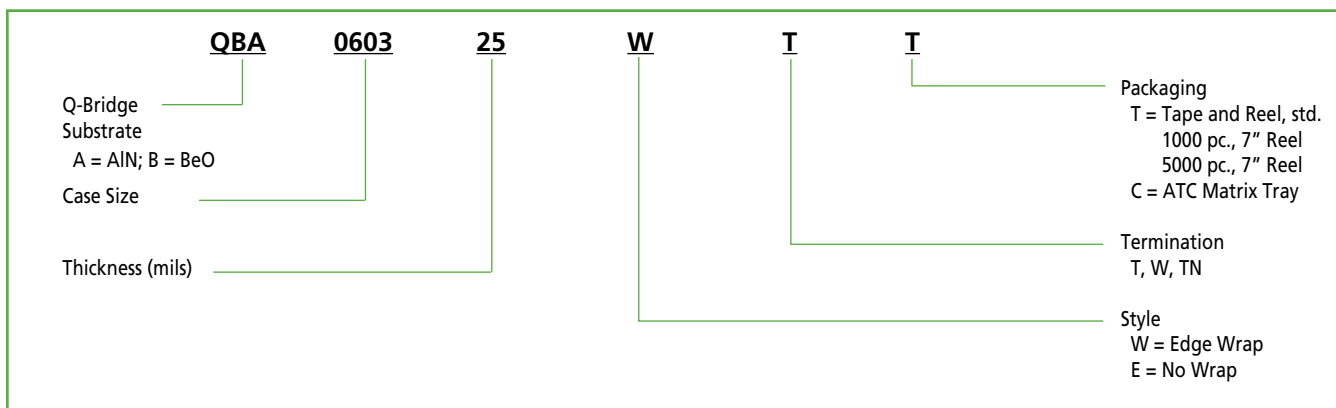


## Dimensions

Size (EIA)	Length (L)	Width (W)	Standard Thickness (T, mils)	Termination (t)
0402	0.040 ±.002 (1.02 ±0.051)	0.020 ±.002 (0.51 ±0.051)	15 and 20	0.010 ±.002 (0.25 ±0.051)
0603	0.060 ±.002 (1.52 ±0.051)	0.030 ±.002 (0.76 ±0.051)	20 and 25	0.015 ±.002 (0.38 ±0.051)
0805	0.080 ±.002 (2.03 ±0.051)	0.050 ±.002 (1.27 ±0.051)	25 and 40	0.020 ±.002 (0.51 ±0.051)

inches (mm)

## ATC Part Number Code



The above part number refers to a Q-Bridge, Thickness 25 mils., (EIA case size 0603), Aluminum Nitride (AlN) substrate, Style W, T Termination, with Tape and Reel Packaging.

ATC accepts orders for our parts using designations *with* or *without* the "ATC" prefix. Both methods of defining the part number are equivalent, i.e., part numbers referenced with the "ATC" prefix are interchangeable to parts referenced without the "ATC" prefix. Customers are free to use either in specifying or procuring parts from American Technical Ceramics.

For additional information and catalogs contact your ATC representative or call direct at +1-631-622-4700.

Consult factory for additional performance data.

Sales of ATC products are subject to the terms and conditions contained in American Technical Ceramics Corp. Terms and Conditions of Sale (ATC document #001-992 Rev. A 10/03). Copies of these terms and conditions will be provided upon request. They may also be viewed on ATC's website at [www.atceramics.com/productfinder/default.asp](http://www.atceramics.com/productfinder/default.asp). Click on the link for Terms and Conditions of Sale. ATC has made every effort to have this information as accurate as possible. However, no responsibility is assumed by ATC for its use, nor for any infringements of rights of third parties which may result from its use. ATC reserves the right to revise the content or modify its product line without prior notice.

© 2015 American Technical Ceramics Corp. All Rights Reserved.

ATC # 001-1143, Rev A, 2/15



AMERICAN TECHNICAL CERAMICS

ATC // AVX Thin Film Technologies

ATC North America

[tfsales@atceramics.com](mailto:tfsales@atceramics.com)

[sales@atceramics.com](mailto:sales@atceramics.com)



[www.atceramics.com](http://www.atceramics.com)